

Casa Med Classic FS with Integral Side Rails

Offering an attractive and non-clinical finish, this best-selling bed is beautifully finished with enclosed motors and curved beech-effect head and foot board. Alternative colours are available in maple, oak or walnut. The standard height bed 40cm - 80cm enables carers/nurses to care for users successfully, without bending and causing back injuries.




Features & Benefits


- Dewert motor, handset and controls, 8 button handset
- Dual motor headrest and knee brake adjustment
- Electric backrest, leg rest, knee brake and lower leg elevation
- Emergency lowering by quick action bolt mechanism
- Four brake castors (100mm)
- Four-section mattress support
- Quick-release pins on all actuator points
- Extra high side rails available – see page 34
- Tool-free assembling and dismantling
- Transport system and lock

Technical Specifications


- Total Weight (4-piece) **91.5kg**
- Heaviest Part **20.1kg**
- Outer Dimensions (W×L) **102.3×212.5cm**
- Maximum Safe Working Load **175kg**
- Height Adjustment **40-80cm**
- Adjustment Angle of Back Section **0°-70°**
- Adjustment Angle of Foot Section **0°-20°**



Maple



Oak



Walnut



Maximum User Weight

Ordering Details

Product Code	Bed	Headboards	Height Adj.	Mattress Support
19849SED3 BE	Casa Med Classic FS - with integral side rails	Beech	40 - 80cm	Metal Mesh
19847SED3 BE	Casa Med Classic FS - with integral side rails	Beech	40 - 80cm	Wooden Slat
19849SC4ED3 BE	Casa Med Classic FS - with integral side rails	Maple	40 - 80cm	Metal Mesh
19849SC5ED3 BE	Casa Med Classic FS - with integral side rails	Walnut	40 - 80cm	Metal Mesh
19849SC6ED3 BE	Casa Med Classic FS - with integral side rails	Oak	40 - 80cm	Metal Mesh

